

BACKPACKERS 2016

A Christian Adventure for Young People



Meals that made an impact Teaching Material

Name:

Scriptures quoted from the International Children's Bible New Century Version (Anglicanised Edition)
© 1991 by Authentic Media. Used by permission.

BACKPACKERS 2016: INTRODUCTION TO OUR THEME

Welcome to the teaching material for Backpackers 2016. Our theme for this year is... **Food, Glorious Food!** – looking at some of the meals that Jesus had that help us to see who he is, and to see how he is the one who can truly fulfil and satisfy us.

Each day – both all together and in groups - we will explore a particular story from the Gospels, focusing in on its meaning through a main theme or “big idea”.

The “all together” time will introduce the big theme for the day and begin to unpack it. The group times are opportunities to get to know your children, to develop the main theme further and apply it in fun and creative ways.

The following table gives the key Bible passage we will be exploring each day, the title for that day, and the big idea that we want each child to grasp:

Day	Bible Passage	Title	Big Idea
Day 1	Mark 2:13-17	<i>Surprising guests!</i>	Jesus feeds and offers his friendship to those who realise they are hungry and needy
Day 2	Luke 19:1-10	<i>Full up?</i>	Friendship with Jesus is better than anything else – it's satisfying and life-changing
Day 3	Mark 14:12-16, 22-25	<i>Slap up meal!</i>	Friendship with Jesus and membership of his kingdom come through his costly death for us
Day 4	John 21: 1-14	<i>You are invited!</i>	Friendship with Jesus is possible for us now because he really is alive

Our memory verse for the week from the Gospel of John shows us that coming to Jesus and enjoying friendship with him is what real life is about. There is nothing more exciting and satisfying, because it meets our deepest need.

Jesus said, “I am the bread that gives life; whoever comes to me will never be hungry. He who believes in me will never be thirsty.”

John 6:35

The teaching materials were put together with the help Hannah Martin and Andrew Patterson.
If you have any questions about the materials please get in touch with Hannah Martin
(children@cheshamchurch.co.uk)

Background to the Theme: “Food, glorious food.”

Food is really important. Meals matter - and they are often full of significance. There are few acts that can express friendship and companionship more powerfully than eating together or sharing a meal with someone.

Those we eat with are most often our friends, or on the way to becoming friends. The word “companion” comes from two Latin words that mean “together” and “bread”. Food and meals connect us to each other and can turn strangers - or even enemies - into friends.

Luke, in his gospel, tells us that Jesus “came eating and drinking,” (Luke 7:34). Indeed he was accused by some of being a “glutton and a drunkard”! One writer, reflecting on Jesus’ ministry writes, “In Luke’s Gospel, Jesus is either going to a meal, at a meal, or coming from a meal.” And even when Jesus is not eating, he is telling stories about banquets for surprising guests, or parties being thrown when the undeserving and lost come home.



In Jesus’ day, who you ate with was hugely significant. Meals were far more than about just the consumption of food. Being welcomed at a table for the purpose of eating food symbolised friendship, unity and intimacy. In the famous story of the Prodigal Son, which ends with a celebratory banquet, we are reminded that meals can express, or be the means to, reconciliation. Negatively, meal times could also act as boundaries markers, powerfully expressing who were outsiders or excluded.

This year at Backpackers we will be looking at four stories that revolve around meals and eating together. It is a powerful picture of God’s desire to enjoy friendship and fellowship with those he has made – now and for eternity, and expresses our urgent need to find our deepest hunger satisfied in friendship and relationship with him uniquely through Jesus Christ.

Over the four days we will be finding out who is welcomed to the table of God’s friendship, seeing how that relationship gives us real joy and fullness like nothing else can, discovering how costly it is for God to bring us around his table and to feed us, and hearing how that invitation still stands today because the one who rose and is alive today!

Food and eating are powerfully concrete things to express a wonderful spiritual reality, and I hope you have lots of fun exploring this theme in creative - and yummy - ways!

The teaching structure of each day:

Broadly this fits previous years and includes the following elements:

<i>Name of element</i>	<i>Length of time</i>	<i>Ingredients</i>
Open Door/Way In	15 minutes	Welcome and registration of group members. Short activities involving minimal supervision for children as they arrive.
All Together Time (1)	35 minutes	All together time. Our up-front team will introduce the theme for the day. Includes songs, notices and prayer.
Group Teaching Time (1)	45 minutes	Time in groups to look together at the passage for the day and develop an understanding of it. Also to include toilet break and snack.
All Together Time (2)*	25+ minutes	Slot together after lunch where we bed down some of the ideas that were introduced in the first time together.
Group Teaching Time (2)	45 minutes	The slot where we can think a little more about the day's theme and its application in our groups.
All Together Time (3)	40 (60) minutes	Third slot all together. A session with songs and quiz/games that reinforce the day's big theme. May also include some "show and tell."
Group Prayer Time	10 minutes	Rounding up and praying in our groups before children are collected.

Group Leader's Preparation:

* Deep Blues will have their own programme during this slot.

+ On the final day (Friday) there will be *no all together time straight after lunch*. The final afternoon will begin with the 45 minute group time. A single (1 hr) all together time will happen towards the end of the afternoon. See timetables in handbook for details and for full timings.

The main Bible passage for each day is provided for you in a modern, child-friendly version. (At the end of this booklet you can find a simpler version of each passage that might be more appropriate for the youngest children).^{*} One of your most important jobs as a leader is to spend time looking carefully at the passage and getting to grips with it before the week begins. The “**Big Idea**” will be a helpful guide to ensure that you and your group don’t stray too far from the main point! For each passage you will find some background notes to help you understand the story and its significance.

We will be exploring the same Bible passages in our groups that the “up-front” team will use in the “all-together” sessions, so there is potential for repetition and overlap, which will help the “Big Idea” to stick!

One suggestion is to spend a part of your first group teaching time looking at the day’s passage together. To help you do this there are skeleton ‘**Bible Time**’ materials provided for each day (also found at the end of this booklet - pp.40-47). These will need to be adapted and adjusted for your own particular group so that they help your children engage with the Bible and unlock the main theme(s) of each passage. This slot would also be a useful time to address questions that have arisen from the up-front time. The more familiar we are with the stories as leaders, the more able we should be to respond helpfully to them.

In terms of the day as a whole, in previous years some have found it helpful to use the first group time to focus on the key teaching points from the main Bible passage and first up-front session, and to use the afternoon to focus more on “response” and “application” – as well as to “bed in” the memory verse.

Alongside the group Bible times, you will need to plan some group activities and games that will, in some way, reinforce or develop the key teaching points from the morning teaching session. You will need to look at the resources suggested for each day and determine which might be useful and appropriate for your group. The ideas have been coded according to group colour, but this is only a rough guide. There will be more resources than you can use, so be selective!

You may also want to have some sort of activity for your children to work on as they start to arrive at the start of the day. This will give you time to personally welcome new arrivals, integrate them with other group members, take registers, etc. Suggestions and ideas for this slot are included in this resource (including icebreaker games).

Do ensure that you allocate enough time to pray in your groups; as leaders we want to model the importance of prayer, not least as an expression of our complete dependence on God. So it would be good to pray briefly as you come to look at the Bible together. The final slot in the day is specifically for prayer, and a great opportunity to “pray in” some of the things we’ve been learning during the day. There are a few suggestions that might help you pray creatively. Don’t spend so much time decorating, colouring etc. in that final session that you don’t leave time for praying! The last session may also be a good time to ensure (in creative ways!) that your group has learned the memory verse.

-
- For all but the youngest groups, make sure that you have some Backpacker Bibles available for use in your groups. It is important that the children see that the stories they are exploring are from the Bible, even if you are using one of the simpler versions of the day’s story.

And finally... One of the most important ways of preparing for Backpackers as a leader is to pray ourselves. Do commit the whole week to God, praying especially for the up-front teaching team, and for all those with responsibilities for the smooth running of the week. Pray also for the children in your group and specifically for your leadership. It is vital that the children learn both from what is taught and from the example of those who teach and lead them!

Resources for Days 1-4:

For each day you will find the following:

- ⊕ **Main teaching point – ‘Big Idea’:** This statement summarises what we want the children to grasp each day. It is provided to give us all a common teaching point to aim for. How deeply you explore this aim will vary according to the age, personality and background of the children in your group.
- ⊕ **Today’s passage:** The passage for each day is printed in full from the International Children’s Bible. Unless you are teaching the youngest children, to avoid confusion please use this version in your teaching preparation. A simpler version of the passage can be found at the end of this teaching resource if required. [Do note that the New Century Version (NCV) available on-line from www.biblegateway.com is NOT the same as NCV International Children’s Bible]. You can get an electronic copy of these notes, and also the Bible passage, from the Backpackers’ web site: <http://www.backpackers-online.org.uk/>.
- ⊕ **Bible notes and background:** Following the passages are some notes for you to use to help you ‘get to grips’ with the Bible before you plan your times with the children. You will also find some useful background detail as you explore the Bible passage with your group.
- ⊕ **Group Time Ideas:** These are suggestions and ideas that you might use in your group times. Some ideas have a corresponding resource sheet that you can find at the end of this section. They are broadly categorized according to the age group they are likely to suit. Don’t be constrained by these suggestions, but also bear in mind that with toilet breaks and snacks you will probably need 2-3 ideas. *Do not try to do everything!*
- ⊕ **Group Time Resources:** These are the activity resource sheets that correspond to some of the ideas found under “Group Time Ideas.”

GETTING TO KNOW YOU IDEAS – can be used on any day

Ref	Suggested Activity	Sheet	Groups
0.01	One step forward. All stand in a line. Leader calls out questions like: 'Who had cornflakes for breakfast?' Those who did, take a step forward until they reach the finish line. You might also include questions about whether they've been to Backpackers before or whether they belong to a church etc	N	Y,R,G,B
0.02	Into line. Get the group to form a single line <i>without talking</i> where the line is in alphabetical order of first name or in birthday order etc. (requires some creative non-verbal communication!). For older groups you could impose a time limit.	N	R,G,B
0.03	Likes and dislikes name game Ask the children to sit in a circle. Name a category, such as colours, foods, television programmes and so on. Invite one child to start, by saying their name, then one thing they like in that category and one thing they don't like. The child on their left then does the same. Go round the circle a few times changing the category each time. For example, round one might go 'I'm John and I like yellow but I don't like pink.'	N	Y,R,G,B
0.04	Yes and No. Ask for a volunteer to be interviewed. They must answer the questions without saying 'yes' or 'no', hesitating or repeating themselves (for example saying 'maybe' over and over again). See if they can last for a minute. The interview could go something like this: 'What's your name? Are you sure about that? What's your favourite sport – I bet it's belly dancing? What's your favourite food – I bet it's liver? Sprouts? Chips? Do you go to school?'	N	Y,R,G
0.05	Friends. This game is similar to the TV programme 'Mr and Mrs'. Choose two children who are friends, and ask one child to leave the room while you ask his or her friend three questions. The questions could be 'What is your friend's least favourite subject at school? What is your friend's favourite pop group?' and so on. Then invite the other child back into the room, ask him or her the same questions and see how well the two friends know each other.	N	R,G,B

0.06	Categories. Ask two children to sit down facing each other. Give them a category, such as something they would find in the kitchen, brands of chocolate bars and so on. The children take it in turns to name something in that category, and the first child to run out of ideas or repeat something is out. Choose a new player to take on the champion.	N	R,G,B
0.07	Getting to know you question ball Write questions all over a ball. Toss the ball around and whatever question your thumb lands on you have to answer. Questions could be: What is your favourite food? Where do you go to school? If you could be an animal what would you be? How did you get to Backpackers today?	N	Y,R,G,B
0.08	First Letter Memory Game Each person thinks of a word to describe themselves which begins with the letter of their first name e.g. I'm Ann and I'm athletic OR I'm Ann and I like apples. Go round the circle with each person repeating everything that's been said so far and adding their own name.	N	Y,R,G,B
0.09	Body Names Spell out the name of each child using their bodies to form letter shapes.	N	R,G,B
0.10	3 Truths 1 Lie Each person gives 4 facts about themselves concerning their home, family, school and hobbies. 3 of these facts must be true and one complete lie! The others have to guess which was a lie.	N	G,B

MEMORY VERSE ACTIVITIES - can be used on any day

Ref	Suggested Activity	Sheet	Groups
0.11	Memory Verse Code Cracker It would be good to introduce the memory verse before it is mentioned in the up front sessions. Use the key to crack the code.	Y	Y,R,G,B
0.12	Memory Verse Code Cracker Version 2 Use the key to crack the code.	Y	G,B
0.13	Memory Verse Grid Give the children time to memorise where the words are. Cover each word with some post it notes or paper squares. Each child chooses a space saying which word should be under the post it.	Y	Y,R
0.14	Memory Verse Grid Version 2 As above but split children into two teams. If they get the word correct they can circle the word with a coloured pen. First team to get three in a row is the winner!	Y (as above)	Y,R,G,B

0.15	Memory Verse Board Game Words from the memory verse are represented in pictures. Children play the board game. If they land on a picture square they have to say what the picture represents, if they are correct they move a space, if incorrect they stay where they are. The winner is the first to end!	Y	Y,R,G
0.16	Memory Verse with Duplo Write the memory verse onto sticky labels and stick onto duplo bricks. Children build a duplo tower putting the memory verse in the correct order.	N	Y,R
0.17	Memory Verse Dice Game Based on a beetle drive. Children roll a dice and colour in a square based on the number they roll. They must roll a 1 to start. The winner is the first person to colour in all of their words.	Y	Y,R,G,B

POSSIBLE PRAYER IDEAS – can be used on any day

Ref	Suggested Activity	Sheet	Groups
0.18	Bubbles You will need bubbles. Say thank you or sorry to God or ask him to help you. At the end of your prayer blow some bubbles as a sign of your prayers going up to God.	N	Y,R,G,B
0.19	World Map & Coloured Dots You will need coloured dots. Choose a place on the map and ask God to bless it and the people who live there. Stick a coloured dot on the map to show you have prayed for that place.	Y	Y,R,G,B
0.20	Prayer Cube Cut and stick together the prayer cube. Roll the cube and pray for whatever lands face up.	Y	Y,R,G,B
0.21	Teaspoons Choose a spoon and pray for what the letter shows. T = Thanks S = Sorry P = Please	N	Y,R,G,B
0.22	Feelings Prayer Board You will need a dice, counters and the prayer board. Roll the dice and move your counter around the board. If you land on a face, tell God about that feeling.	Y	R,G,B
0.23	Chatterbox Use the chatterbox to find out what to pray for. Ask someone to choose a colour then move it the amount of letters in that colour. Choose a number, lift the number flap and pray for what is under the number.	Y	G,B
0.24	Consequences Finish the first line. Fold over the page so the writing is hidden and pass onto the next person. Continue until the prayers are written.	Y	G,B

0.25	Happy & Sad Faces Draw a sad and happy face on to a paper plate or piece of paper. Use the sad face to tell God about the things that make you sad. Ask him to help you. Use the happy face to tell God about the things that make you happy. Say Thank you to Him.	N	Y,R
0.26	Jelly Baby/M&M/Coloured Paper Squares Choose different things to pray for for each colour. Choose a colour and pray. E.g Yellow – My family, Red – The World	N	Y,R,G,B
0.27	Dice Prayers Write down 6 things you could pray for. Roll the dice and pray for whatever number it lands on. E.g 1 – School 2 – Friends 3 – World	N	Y,R,G,B
0.28	Prayer Whizzer Follow the instructions to make a prayer whizzer that can be dropped and spin round to the floor.	Y	R,G,B
0.29	Use an acrostic for the sequence of prayer. e.g. STOP: Sorry, Thanks, Others, Please, (Alternative ACTS: Adoration, Confession, Thanksgiving, Supplication).	N	Y,R,G,B
0.30	Prayer Sheet. Provide each child with a sheet of paper (or mini fabric banner if you are really creative) on which they add their prayers for each day (and can take home at the end of the week).	N	Y,R,G,B
0.31	Grab Bag Cut the squares out on the resource sheet and put into a bag. Shake the bag, close your eyes and pull a card out. Homes- say thank you for your house School- ask God to bless a teacher or thank Him for your favourite thing at school Friends- thank God for a friend Thank You- Say thank you for something of your choice! Family- ask God to bless someone in your family Food- thank God for your Favourite food Healing- ask God to make someone better I'm sorry- say sorry to God for something you wish you hadn't done.	Y	Y,R

Day 1: Surprising guests!

⊕ **Main teaching point – ‘Big Idea’:** *Jesus feeds and offers his friendship to all those who realise they are hungry and needy.*

⊕ **Today’s passage:** Mark 2:13-17



¹³ Jesus went to the lake again. A crowd followed him there, and he taught them. ¹⁴ While he was walking beside the lake, he saw a tax collector named Levi, son of Alphaeus. Levi was sitting in the tax office. Jesus said to him, “Follow me.” Levi stood up and followed Jesus.

¹⁵ Later that day Jesus ate at Levi's house. There were many tax collectors and “sinners” eating there with Jesus and his followers. Many people like this followed Jesus. ¹⁶ The teachers of the law who were Pharisees saw Jesus eating with the tax collectors and “sinners”. They asked his followers, “Why does he eat with tax collectors and “sinners”?”

¹⁷ Jesus heard this and said to them, “Healthy people don’t need a doctor. It is the sick who need a doctor. I did not come to invite “good people”. I came to invite sinners.”

⊕ **Bible notes and background:**

a. The guest list:

On many occasions Jesus is eating with surprising people, none more so than Levi and his friends here in Mark 2. Levi is the last person you would have invited to a party or been seen eating with. He was a tax collector - never a popular profession it seems, but worse still, his job, collecting taxes for the occupying Romans, put him in the category of traitor – public enemy number 1. The fact that it seems that nearly all the guests at this party were tax collectors or “sinners” indicates they would have been unwelcome anywhere else. Jesus is delighted on this occasion to be a guest – even if it provokes the anger of the religious – the so-called “good guys.” For them, the problem wasn’t so much the party, it was the guest list! The collaborating tax collectors were enemies of God’s people, and so enemies of God. And Jesus, who claimed to be from God, seemed to be offering friendship with God’s enemies.

b. What's on the menu:

Grace! Jesus' actions in sharing a meal with those that seemed so unlikely and undeserving of God's friendship, reminds us that friendship with Jesus is an undeserved gift available to anyone. Jesus knows us intimately. Like the "tax collectors" of Jesus' day, we are naturally God's enemies, and yet the invitation to relationship with God is extended to all who will recognise their need and accept his offer. When it comes to friendship with God, we aren't on the "guest list" because we are worthy of God's love – no, it is offered because God is amazingly kind and gracious. Indeed, you could say that God's grace is both shocking *and* wonderful!

c. Surprising ingredients:

There are lots of shocks and surprises in this story. It's clear that Jesus loved hanging out with people and enjoyed a good party. Indeed Luke, who also writes down what Jesus said and did, notes that some people thought he enjoyed himself too much, calling him a glutton a drunkard! The image of a "party" is a great reminder that following Jesus is not the "end of life" but the beginning – a life of joy and blessing.

The fact that those you might have thought *would* have been eating with Jesus (the "good" and the religious) are outside and missing out, is another shock. They think they are better than those Jesus eats with, but they don't realise their need to know Jesus, if they are to be God's friends. As a result they are in real danger of missing out.

d. Leftovers/takeaway:

Just as Jesus invites Levi to become friends and follow him, Jesus is making that same invitation to us. Will we respond like Levi and experience the joy of knowing Jesus and eating with him – or will we choose to miss out?

⊕ Group Time Ideas Mark 2: 13-17

- **'Big Idea':** Jesus feeds and offers his friendship to all those who realise they are hungry and needy.

INTRO/ WAY IN activities:

Ref	Suggested activity	Sheet	Groups
1.01	Cook Book Cover to decorate/colour as cover for their folders in which they keep resources collected and created through the week. Cut-out pictures of food, stickers etc could be stuck on for decoration.	Y	Y,R,G,B
1.02	Site Tour Take your group on a short tour of the site. (Pointing to important places – toilets, first aid, fire point etc)	N	Y,R,G,B
1.03	The Briefcase Put items in that the main character would carry. Pass case around the group and have each child take out an item to prompt curiosity. For Levi you could put in money bags, coins,	N	Y,R,G
1.04	Cross the circle if ... Come up with different phrases that begin with cross the circle if. Children cross the circle if the statement applies to them. Include some phrases relating to the story. Eg Cross the circle if you have ever been left out.	N	Y,R,G,B
1.05	Food Scene Over the week you might decide to build up a "food scene" that includes elements from each of the four Bible stories. Today you could create a backdrop on a large piece of card and a tax collector's booth. You may want to make a plate of food in the middle with the stories around the outside.	N	Y,R,G
1.06	A/Z food collage Draw a grid on a large piece of thick paper or piece of material and write each letter of the alphabet in each space. Have some pictures of food cut out from magazines ready for the children to stick on. Ask the children to bring more pictures of food from home to add to the collage each day.	N	Y,R,G
1.07	Following Jesus Game Jesus said "Follow me" and Levi followed. Someone is nominated to play the part of Jesus and the children have to follow copying what he does. This could be skipping, hopping, jumping, giant steps etc.	N	Y,R
1.08	Where are you on your Christian journey? Today would be a good day to explore where the children feel they are in their Christian journey using the resource sheet.	Y	B

TEACHING SESSION: opening up the bible passage:

Ref	Suggested activity	Sheet	Groups
1.09	Bible Time See pages 40 and 41. You will need to adjust the questions for your own group or make up your own to help your group dig deeper into the passage. Use in conjunction with ideas below if you wish.	Y	Y,R,G,B
1.10	News Report Script Short drama script based on the day's passage. Include props, a pretend camera, microphone etc to make it more interesting.	Y	G,B
1.11	Story with actions Read the story from the bible and get the children to do the appropriate actions each time they hear these words :- Tax Collector – rub fingers together Eating – pretend to eat Doctor – take your pulse Follow – walk on spot Sinners – wag finger	N	Y,R,G
1.12	Visual Teaching with Coloured Cards Visit flamecreativekids for a visual way of telling the story with coloured square cards. http://flamecreativekids.blogspot.co.uk/2012/08/story-telling-with-coloured-cards.html	N	Y,R,G
1.13	Picture Prompts Use appropriate pictures from Bibles or from the internet etc that help open up the story. Asking them to observe what is happening, how individuals in the pictures are thinking and feeling etc. Visit www.freebibleimages.org for good pictures – today's story is called 'Jesus invites Matthew to be His Disciple.'	N	Y,R,G,B

REINFORCING THE MESSAGE – activities:

Ref	Suggested activity	Sheet	Groups
1.14	Chef Hats See instruction sheet for how to make simple chef hat out of paper.	Y	Y,R,G,B
1.15	What's the surprising ingredient? A resource to add to over the week. There are four plate outlines in which to draw a picture/image that captures something of each day's story. Get the children to add the sheet to their folders and return to it on days 2-4.	Y	Y,R,G,B
1.16	Coin Biscuits Decorate round biscuits to look like coins as a reminder of what Levi's job was before Jesus called him.	N	Y,R,G
1.17	'Follow me Levi' Code Cracker Use the key to crack the code and fill in the words from today's story.	Y	R,G,B

1.18	News Article Get the children to write/outline their own version of the story as a newspaper article. Think of creative headlines that help you to think about the story and its meaning.	Y	R,G,B
1.19	Questions Questions Have a designated questions box. At the start of the week, encourage the children to write down any questions about Jesus that they think of and put them in the designated box. Find a time during the day (or before the end of the week) to answer those questions. If you need help answering them, get help from other leaders and Encouragers. Make sure that the children don't go home at the end of the week with unanswered questions about Jesus.	N	Y,R,G,B
1.20	Missing Words Fill in the missing 12 words. Passage taken from International Children's Bible.	Y	R,G,B
1.21	'Follow me Levi' Wordsearch Wordsearch puzzle with 15 words to find that relate to the Bible story in Mark 2.	Y	R,G
1.22	Everyone needs Jesus poster Make a poster using different pictures of people. Get the children to think about how everyone needs Jesus – write this on your poster. Picture sheet could be used but magazines would provide a bigger pool of pictures.	Y	Y,R,G
1.23	Chef Hat Badges Cut simple chef hat shapes out on card. Decorate and write/stick children's name on. Encourage the children to wear their name badges all week!	Y	Y,R,G,B
1.24	Spot the difference Simple picture comparison with 10 differences to look for.	Y	Y,R,G,B
1.25	Odd Things Find 8 odd things in the picture of Jesus and Levi.	Y	Y,R,G
1.26	Hidden Money Bags Find 12 moneybags in the picture.	Y	Y,R,G
1.27	Crossword A crossword based on today's story.	Y	G,B
1.28	Colouring Page A sheet to colour that reminds the children of today's story.	Y	Y,R

REINFORCING THE MESSAGE – games:

Ref	Suggested activity	Sheet	Groups
1.29	Inside my lunchbox First child says “Inside my lunchbox I have...” adding an item of their choice. The next child repeats what the first child has said and then adds an item of their choice. As each child has a turn the list gets longer and harder to remember!	N	Y,R,G,B
1.30	Cheat! This game is a version of the card game. Have a pack of cards for 10 players. Shuffle and divide the cards between the players. A caller calls out the order of play – Aces, Kings, Queens etc. Each player must get rid of the cards in groups of two or more by placing them in the middle of the room. Any other player can call out cheat if he/she thinks the player is cheating – if he/she is- the cheating player keeps his/her cards and the rest of the pile – if he/she is not, the accusing player picks up all the cards in the middle.	N	R,G,B
1.31	Operation Have bodies outlined in masking tape on the floor or draw an outline on a large piece of paper. Divide the children into teams. Give each team cut out body parts/names. They need to place the body part in the right part of the body, without touching inside the line of the body. If this is done, they need to go back to the end of the line. The team that does all the operations first wins.	Y	Y,R,G,B

RESPONSE TIME PRAYERS - possible prayer time reflection:

Ref	Suggested activity	Sheet	Groups
1.32	Prayer Banner You could create a prayer banner (from an old sheet or large piece of card). You might divide it into four sections, one for each day. On each day create a template (or use one provided) that could be given to each child on which they could write a short prayer. E.g. for day one a footprint. Encourage the children to pray their prayer out before fixing it to the banner.	Y	Y,R,G,B
1.33	Coloured Paper Prayer You will need a gold card and some double sided cards (green on one side, red on the other). Discuss how we can say sorry to Jesus for the wrong things we have done and he will forgive us and help us to follow him like Levi did. Think about the wrong things we do (symbolised by a red 'stop' card). God (represented by a gold card) will forgive us if we come to him and say sorry. Ask each child to think of something they'd done during the week that they were sorry for and then put their red card next to the gold card and say a sorry payer. Then, as a symbol that God forgives them, turn the red card over to the green 'go' side.	N	Y,R

1.34	Optical Illusion Fold template in half so the heart is one side and the circle is on the other side. Children colour in the heart and draw their own face in the circle. Fold the paper in half and stick a straw in the middle, glue halves together. When you put the straw between your hands and twizzle it, it looks as though your face is in the heart. Use this to say a Thank you prayer that Jesus loves us and wants us to follow him.	Y	Y,R,G,B
1.35	Prayer Simple prayer that the leader could say with the children saying Amen at the end. Or children could repeat the prayer. <i>Dear God, Thank you that you call us to follow you, help us to be more like Jesus everyday. Amen</i>	N	Y,R,G,B

Day 2: Full up?

⊕ **Main teaching point – ‘Big Idea’:** *Friendship with Jesus is better than anything else – it’s satisfying and life-changing!*

⊕ **Today’s passage:** Luke 19: 1-10



¹ Jesus was going through the city of Jericho. ² In Jericho there was a man named Zacchaeus. He was a wealthy, very important tax collector. ³ He wanted to see who Jesus was, but he was too short to see above the crowd. ⁴ He ran ahead to a place where he knew Jesus would be passing. He climbed a sycamore tree so he could see Jesus.

⁵ When Jesus came to that place, he looked up and saw Zacchaeus in the tree. He said to him, “Zacchaeus, hurry and come down! I must stay at your house today.”

⁶ Zacchaeus came down quickly. He was pleased to have Jesus in his house. ⁷ All the people saw this and began to complain. “Look at the kind of man Jesus stays with. Zacchaeus is a sinner!”

⁸ But Zacchaeus said to the Lord, “I will give half of my money to the poor. If I have cheated anyone, I will pay that person back four times more!”

⁹ Jesus said, “Salvation has come to this house today. This man truly belongs to the family of Abraham. ¹⁰ The Son of Man came to find lost people and save them.

⊕ **Bible notes and background:**

a. The guest list:

Just as in our story yesterday, today we find Jesus hanging out and eating with surprising people. In one sense, Zacchaeus is very similar to Levi, but you could argue he is even more unlikely: he’s a *chief* tax collector and a cheat and thief to boot. He is happy to become rich at the expense of others – even if it leaves him alone and without friends. You could say that the most important thing for Zacchaeus was his wealth and the things he could buy with it. We can’t be sure why Zacchaeus was so intrigued by Jesus, but it seems as though Jesus’ reputation had made Zacchaeus curious – curious enough to climb trees! Perhaps he hoped to see him. Whatever he expected, you can be sure he didn’t expect to be sitting down to a meal with Jesus!

b. What's on the menu:

Satisfying friendship and a welcome into the Kingdom and family of God himself; something that Jesus describes as "salvation" or "rescue" – a gift and blessing of huge value and inestimable worth. At the end of the story Jesus declares that this unlikely person has been welcomed to the table of God's own family as nothing less than a true Son of Abraham.

This man may have had great wealth and influence – but Jesus describes this man as "lost." Indeed, we are all empty and lost without a relationship and friendship Jesus. Whatever else we have going for us, we urgently need to be found, saved, and reconciled with the God we have ignored and disobeyed.

Our lives may be filled with all kinds of things – wonderful things. But we will never be truly satisfied and "full" – or know "life to the full" – until we put Jesus at the centre and pursue friendship with him.

c. Surprising ingredients:

Once again there are lots of shocks and surprises in this story. Jesus is with a large crowd of people – but he seeks out the most unlikely to bring him into God's family because he loves him and cares for him. Jesus' love is very personal.

In this story Jesus explains the main reason he came into the world - "to find lost people and save them." Jesus was a great teacher and healer, but he is sent by the Father on a rescue mission – to bring those who are outside of the family into the family of God and to give them life to the full.

One of the surprises of this story is the way that Jesus completely captures Zacchaeus' heart. The story ends with this tax collector "throwing away" the very thing that he once thought was so valuable and important, because he has found something way more valuable – a friendship with Jesus. Even having just met Jesus, he realises that knowing Jesus is the real way to satisfaction and joy.

d. Leftovers/takeaway:

This story challenges us to think about what is most important to us. If Jesus is the "Bread of Life" – the key ingredient for life, then nothing else can compare to knowing Jesus and being his friend. A meal without the main course would not be a proper and sustaining meal. Life without Jesus is not "life to the full" – the life that God designed us for.

Meeting Jesus made a very real difference to Zacchaeus. How does/might enjoying Jesus and knowing Him make a difference to our lives?

⊕ Group Time Ideas Luke 19: 1- 10:

- **'Big Idea':** Friendship with Jesus is better than anything else – it's satisfying and life-changing!

INTRO/ WAY IN activities:

Ref	Suggested activity	Sheet	Groups
2.01	Cook Book Cover Continue to decorate folders if they were given on Day 1.	Y (See Day 1)	Y,R,G,B
2.02	Cross the circle if ... Come up with different phrases that begin with cross the circle if. Children cross the circle if the statement applies to them. Include some phrases relating to the story. Eg Cross the circle if you've ever tried to see someone important. Cross the circle if you've ever been too small to see.	N	Y,R,G,B
2.03	Food Scene Continue to build up your food scene. Today you could add a tree.	N	Y,R,G,B
2.04	Invitation. Make an invitation. Write "Dear..... You are invited to a party with Jesus." Leave space to fill in other details during your Bible time. At the bottom write RSVP. Decorate.	N	Y,R,G

TEACHING SESSION: opening up the bible passage:

Ref	Suggested activity	Sheet	Groups
2.05	Bible Time See pages 42 and 43. You will need to adjust the questions for your own group or make up your own to help your group dig deeper into the passage. Use in conjunction with ideas below if you wish.	Y	Y,R,G,B
2.06	Zacchaeus Bible Story Song Invite the children to form a circle. Lead this song, to the tune of 'Frère Jacques', with the children echoing each phrase. Devise actions that everyone can repeat after you (see suggestions provided). Before you start, practise pronouncing 'Zacchaeus' (Za-key-us)!	Y	Y,R
2.07	Quiz Divide the children into teams and ask each team one of the questions below. If they get the answer right from memory, give them two points. If they need help they can check the Bible verses and get one point. You could use cut out leaf shapes instead of points.	Y	G,B

2.08	Story Picture Match Before the session, cut up the individual pictures. Make sure there are enough copies for one picture per child. Show the children the pictures and use them to retell the story briefly. Shuffle the pictures up and give each child one. (If you don't have a number divisible by four, you could give each child two different pictures or give pictures to adult helpers to make up the numbers.) Tell the children that they have to find the other pictures to make up a full set. Once they have a full set, they can put the pictures in the right order.	Y	Y,R
2.09	Act it out Act out the story of Zacchaeus together. Choose a Zacchaeus and a Jesus. Divide the rest of the group into 3 parts: crowd, other tax collectors and disciples. One of the leaders will need to narrate the story. The characters can repeat the dialogue the narrator reads out.	Y	Y,R,G,B
2.10	Picture Prompts Use appropriate pictures from Bibles or from the internet etc that help open up the story. Asking them to observe what is happening, how individuals in the pictures are thinking and feeling etc. Visit www.freebibleimages.org for 4 options of pictures for today's story. Choose Zacchaeus as the character.	N	Y,R,G,B

REINFORCING THE MESSAGE – activities:

Ref	Suggested activity	Sheet	Groups
2.11	Life Changed Text Messages Something significant happened to Zacchaeus; meeting Jesus changed his life. Help your group to think about how Zacchaeus felt about his encounter with Jesus by asking them to write down <ul style="list-style-type: none"> a text message from Zacchaeus to a friend, perhaps a fellow tax collector a text message from someone who had received money back from Zacchaeus to one of their friends Remember, a text has to be short –160 characters or less, including spaces.	N	B
2.12	Leaf and Barking Rubbing Have a selection of leaves for the children to make leaf rubbings. If you have the opportunity to go outside, take paper and brown wax crayons to make some tree rubbings.	N	Y,R,G
2.13	Tree Collage Draw a simple tree trunk on a large piece of paper. You could use your bark and leaf rubbings to decorate the tree. Or use cut out leaf shapes and brown tissue paper. Decorate a large outline of Zacchaeus to sit on one of the branches.	N	Y,R,G

2.14	<p>Lost Feelings Ask the children to talk about a time when they lost their parent or carer, maybe in a supermarket or theme park. Ask them to say how they felt when they were lost and found again. You could use the pictures to help them explain how they felt.</p> <p>Explain that in our story today we hear how Jesus spent time with someone who was far from God and helped him turn his life around. Zacchaeus was lost and Jesus found him.</p>	Y	Y,R,G
2.15	<p>Friends Collage Make a large poster together or provide smaller sheets of paper for the children to make their own poster, on the theme of 'Jesus wants to be friends with us all'. Have a selection of pictures or use the resource sheet pictures.</p> <p>Ask the children which of the people they would like to be friends with. Find out which people they think Jesus would like to be friends with. Affirm that Jesus wants to be friends with everyone!</p>	Y	Y,R
2.16	<p>Matching 'Before & After' Invite the children to match the correct 'before and after' pictures together. Ask them what is happening in each set of pictures.</p> <p>Emphasise the way each situation changed for the better. Ask what Zacchaeus was like 'before and after' he meet Jesus.</p>	Y	R,G,B
2.17	<p>Back to God Puzzle As you complete the puzzle chat about how we sometimes do things wrong, but that, just like Zacchaeus, through Jesus we can be close to God again.</p>	Y	R,G
2.18	<p>Zacchaeus Paper Plate Craft See resource instruction sheet</p>	Y	Y,R,G
2.19	<p>Put Jesus in your heart. 2 pieces of square paper and a straw for each child. Get the children to draw a red heart on one piece and JESUS on the other; stick together with the straw between the pieces of paper. Then show the children that by rubbing their hands over the straw JESUS appears to be in the heart. Reflect on the difference it would make having Jesus in charge of our lives. Link to the story.</p>	N	Y,R,G
2.20	<p>Colouring Page A sheet to colour that reminds the children of today's story.</p>	Y	Y
2.21	<p>Colouring Page A sheet to colour that reminds the children of today's story.</p>	Y	R,G
2.22	<p>Zacchaeus Wordsearch Wordsearch puzzle with 24 words to find that relate to the Bible story in Luke 19.</p>	Y	R,G,B
2.23	<p>Zacchaeus Join the dots Join the dots to find out what Zacchaeus climbed.</p>	Y	Y,R,G

2.24	Zacchaeus Crossword A crossword based on today's story.	Y	G,B
2.25	Missing Words Fill in the missing 18 words. Passage taken from International Children's Bible.	Y	R,G,B
2.26	Zacchaeus Maze Maze to get Zacchaeus down from the tree.	Y	Y,R,G
2.27	Zacchaeus Mistakes Find 8 deliberate mistakes in the picture.	Y	Y,R,G
2.28	<p>Zacchaeus Sorry Role Play Ask the children if they have ever been told, "say sorry," and "mean it!" Ask them what the difference is between someone saying sorry because they have to and someone really meaning that they are sorry? Ask them to get into small groups. Ask each group to create a short drama showing someone doing something wrong and having to apologise for it. Ask half the groups to show someone who says sorry but doesn't mean it, and the rest to show someone who is really sorry and shows it by his actions. For instance, a role play showing someone who is not really sorry might show a group of children playing and one keeping the ball and not sharing. After he says sorry he might continue to keep the ball for himself and still not let the others join in properly.</p> <p>A role play showing someone who is really sorry might be someone who has taken someone else's sweets. When he says sorry he buys them some new sweets to replace the ones he stole.</p> <p>Say that when we say sorry our actions need to show that we are really sorry for what we have done</p>	N	G,B
2.29	<p>Five steps to Jesus. Give each child a sycamore leaf shape; the leaf has five points. Think about the steps that Zacchaeus took, e.g.:</p> <ol style="list-style-type: none"> 1. He went to a place where he could see Jesus and find out more about him. 2. He heard Jesus and responded to His call. 3. He welcomed Jesus into his home. 4. He acknowledged he had done wrong. 5. He showed that he was under "new management" by repaying what he had cheated. <p>Look for parallels that relate to the children e.g. coming to Backpackers to find out more about Jesus. Admitting things that we have done wrong. Seeking to let Jesus take charge etc.</p>	Y	R,G,B

REINFORCING THE MESSAGE – games:

Ref	Suggested activity	Sheet	Groups
2.30	Relay Race Divide the children into teams. Place a container opposite each team. Give each child one chocolate (or real) coin, explaining that it is pay day and this is their wage. Unfortunately, they have to pay tax (explain if necessary), but the tax collectors take extra for themselves, so all their money will have to go into the container! On 'Go!' the teams pay their 'tax' one at a time by putting their coin in the container. The team that finishes first, wins – but they don't have any money left! Ask them how they feel about the tax collectors.	N	Y,R,G,B
2.31	Swamp Game Make with string two wiggly lines across the room. Divide the children into two teams and ask them to stand on the edge of the 'swamp' at the head of the wiggly paths. One volunteer from each team is 'lost' in the swamp. (They run to the other end of the room.) Challenge the teams to be the first to get their friend back by guiding them verbally along the wiggly path. If they 'fall in', they must start again.	N	Y,R,G
2.32	Swamp Game Version 2 Set up the room as in 'Swamp game'. Ask the children to name some things that might have stopped Zacchaeus from being close to God, such as his greed. Write these ideas on sheets of paper and place them on the wiggly paths – these will be 'traps' they might fall down. Ask for ideas of things which might stop us from being close to God. Add these to the paths as well so that they are now impassable! Challenge the children to get their team members back avoiding the obstacles!	N	G,B
2.33	Musical mats/chairs/hoops. Use hoops/chairs/mats/paper. After playing, discuss how it feels to be out or excluded.	N	Y,R,G,B

RESPONSE TIME PRAYERS - possible prayer time reflection:

Ref	Suggested activity	Sheet	Groups
2.34	Prayer Banner. Give each child a sycamore leaf template on which to write a prayer. Add to your prayer banner, if you started this on Day 1.	Y	Y,R,G,B
2.35	Prayer Coins Have some plastic coins and talk about how Zacchaeus changed once he had met Jesus. Children to write PLEASE prayers on labels asking for God's help to be more like Jesus. Stick the labels to the coins.	N	Y,R,G,B

2.36	<p>God's love for us prayer chain</p> <p>Cut out a different coloured heart for each child. Fold the hearts in half and cut out the middle sections. Open out the hearts. Make a cut at the side of each heart.</p> <p>Children can write a thank you prayer on the heart. Thanking God that he loves everyone.</p> <p>Link the hearts together by overlapping the cut edges and gluing them (a bit like making a paper chain).</p> <p>The different coloured hearts show that we are all different, but we are all joined together by the fact that God loves us!</p>	N	Y,R,G,B
2.37	<p>Prayer</p> <p>Simple prayer that the leader could say with the children saying Amen at the end. Or children could repeat the prayer. <i>Dear God, Thank you Jesus for still wanting to be my friend, even though I get things wrong. Amen</i></p>	N	Y,R,G,B

Day 3: Slap up meal!

⊕ **Main teaching point – ‘Big Idea’:** *Friendship with Jesus and membership of his kingdom come through his costly death for us*

⊕ **Today’s passage:** Mark: 14: 12-16; 22-25



¹² It was now the first day of the Feast of Unleavened Bread. This was a time when the Jews always sacrificed the Passover lambs. Jesus’ followers came to him. They said, “We will go and prepare everything for the Passover Feast. Where do you want to eat the feast?”

¹³ Jesus sent two of his followers and said to them, “Go into the city. A man carrying a jar of water will meet you. Follow him. ¹⁴ He will go into a house. Tell the owner of the house, ‘The Teacher asks that you show us the room where he and his followers can eat the Passover Feast’. The owner will show you a large room upstairs. This room is ready. Prepare the food for us there.”

¹⁶ So the followers left and went into the city. Everything happened as Jesus had said. So they prepared the Passover Feast.

²² While they were eating, Jesus took some bread. He thanked God for it and broke it. Then he gave it to his followers and said, “Take it. This bread is my body.”

²³ Then Jesus took a cup. He thanked God for it and gave it to the followers. All the followers drank from the cup. ²⁴ Then Jesus said, “This is my blood which begins the new agreement that God makes with his people. This blood is poured out for many. ²⁵ I tell you the truth, I will not drink of this fruit of the vine again until that day when I drink it new in the kingdom of God.”

⊕ **Bible notes and background:**

a. The guest list:

Jesus and his followers are eating a special meal together. The meal was called the “Passover meal”. The meal remembered the time when God rescued his people from slavery in Egypt so that they could enjoy relationship with God in their own land, with God as their great rescuing King. That rescue was made possible only through the death of a substitute lamb – one that died in their place.

b. What's on the menu:

Rescue and relationship through the death of Jesus. The Passover meal remembered how the death of a lamb was the way through which God, many years before, had rescued his people from slavery in Egypt. Now Jesus, the Lamb of God (John 2v29, 36), uses this meal – through bread and wine - to point to his own death as the way through which we are rescued from our sin and can look forward to the day when we will eat and drink with Jesus forever in the New Creation. Jesus speaks of an “agreement” or “pact” where his friendship is guaranteed for those who trust in Him and trust his death for them.

The meal shows us that, for us to be able to enjoy this friendship with Jesus, he has to pay the highest cost imaginable as he willingly gives up his life for our sin. You could say there has never been a more expensive or costly meal in all of history.

Jesus reminds us that we need to receive what he has done for us – to “take” and “eat” – if we are to enjoy that everlasting friendship with him.

c. Surprising ingredients:

The great surprise here is the fact that Jesus is willing to “foot the bill” for our sin and wrongdoing – even though it will cost him his life. We should have paid the cost for the wrong things we have done, but Jesus knows that we can't, and willingly offers to pay for us.

Yesterday we learnt the Jesus came to “seek and save the lost.” Now Jesus makes clear that to complete his mission he must die for us as our substitute.

d. Leftovers/takeaway:

It would be rude if someone invited you to a lovely meal that cost them a lot of time and effort to prepare, and you turned your nose up at the wonderful spread. Jesus invites each of us to respond to his death by receiving what is offered with wonder and thankfulness.

⊕ Group Time Ideas Mark: 14: 12-16; 22-25

- **'Big Idea':** Friendship with Jesus and membership of his kingdom comes through his costly death for us

INTRO/ WAY IN activities:

Ref	Suggested activity	Sheet	Groups
3.01	The Briefcase Put items in that the main character would carry. Pass case around the group and have each child take out an item to prompt curiosity. For Levi you could put in money bags, coins,	N	Y,R,G,B
3.02	Food Scene Continue to build up your food scene. Today you could add bread and wine.	N	Y,R,G,B
3.03	Symbols Quiz Show the children some symbols used in everyday life, such as road signs, symbols on packets of food, washing labels on clothes. Challenge the children to say what they mean. Explain that sometimes we use symbols to help us remember things (for example, tying a knot in a handkerchief), or to give messages (such as a heart shape). Explain that today they will be thinking about some very important symbols that Jesus used to explain to his friends what would happen to him.	Y	Y,R,G,B
3.04	Special Meals Talk about special meals like birthday parties or meals out. Why was it special? Who was there?	N	Y,R,G,B

TEACHING SESSION: opening up the bible passage:

Ref	Suggested activity	Sheet	Groups
3.05	Bible Time See pages 44 and 45. You will need to adjust the questions for your own group or make up your own to help your group dig deeper into the passage. Use in conjunction with ideas below if you wish.	Y	Y,R,G,B
3.06	Act It Out A simple script that could be used for the leader to act out the last supper from the perspective of one of the disciples. Add costume and props to make it more exciting and engaging.	Y	Y,R

3.07	<p>Story with Expressions Give each child a copy of the expressions sheet or enlarge a copy. Read the Bible story. Use the sheet to explore how the disciples would have been feeling during this meal.</p> <p>Ask the children to think about the story they've just heard and to make a facial expression showing how it makes them feel. Are they: sad, puzzled, frightened, surprised? Give each child the opportunity to say why they are making that expression.</p> <p>Ask the children if they know what would happen after this meal.</p>	Y	Y,R,G,B
3.08	<p>'In the darkened room' Use the words of 'Upstairs in the darkened room' to let the children re-enact the story.</p> <p>Challenge your group to use play dough which they can roll into the following shapes: bread, a wine goblet, a cross and a heart, as they story is told.</p>	Y	Y,R,G
3.09	<p>Speech Bubbles Read the Bible passage and get the children to write down what the disciples are saying, thinking and feeling.</p>	Y	G,B
3.10	<p>Picture Prompts Use appropriate pictures from Bibles or from the internet etc that help open up the story. Asking them to observe what is happening, how individuals in the pictures are thinking and feeling etc. Visit www.freebibleimages.org for good pictures – today's story is called 'The Last Supper.'</p>	N	Y,R,G,B

REINFORCING THE MESSAGE – activities:

Ref	Suggested activity	Sheet	Groups
3.11	<p>Friendship Bracelets Make bracelets by plaiting coloured wool. Make knots in them to remind the children what Jesus has done for us on the cross</p>	N	Y,R,G,B
3.12	<p>One-Cut Paper Crosses Follow the instruction sheet to make a cross shape with one-cut. Use the cross to talk about Jesus dying on the cross for us.</p>	Y	Y,R,G,B
3.13	<p>Passover meal dice game Game in the style of a beetle drive. You will need a dice, colouring pens/pencils and a sheet for each child.</p>	Y	Y,R,G
3.14	<p>Decorate plastic wineglasses Decorate plastic wineglasses with permanent markers. You could write the memory verse on to the glasses.</p>	N	Y,R,G,B
3.15	<p>Split pin crosses Follow instructions on sheet to create a cross wheel that explains what Jesus won for us on the cross.</p>	Y	G,B

3.16	Last Supper Wordsearch Find the words in the wordsearch and then use the left over letters to find out what the bread and wine represent.	Y	R,G,B
3.17	Unscramble Words Unscramble the words in the speech bubbles and colour in the border around the picture.	Y	Y,R
3.18	Paper Plate Communion Cup See Instruction Sheet	Y	Y,R,G
3.19	Match Rhyme Words & Pictures Cut out the rhyme words and pictures for each child or for your whole group. Ask the children to try and match the words to the correct picture. Say the rhyme together once it is in order.	Y	Y
3.20	Bread and Wine Wordsearch Read the story and find the highlighted words in the wordsearch.	Y	R,G,B
3.21	Colouring Page A sheet to colour that reminds the children of today's story.	Y	Y
3.22	Last Supper Colouring Page A sheet to colour that reminds the children of today's story.	Y	Y,R,G
3.23	Last Supper Colouring Cross Colour in the pictures and text. You could cut out the cross and mount on coloured paper/card.	Y	Y,R,G,B
3.24	Missing Words Fill in the missing 16 words. Passage taken from International Children's Bible.	Y	G,B
3.25	Count the glasses How many wine glasses can you find in the picture?	Y	Y,R

REINFORCING THE MESSAGE – games:

Ref	Suggested activity	Sheet	Groups
3.26	Remembering Tray Game Select 12 or more items (that are related to the story – bread, wine cup, plates etc) . Place them on a tray. Give the children 1 minute to memorize them. Cover the tray and remove an item and see if they can identify what is missing. Repeat. Older children could see how many items they can write down when you cover the tray.	N	Y,R,G,B
3.27	Cranium Leader has a list of words – ideally connected to the day's story. The group is divided into two teams. One by one each member of the team runs to the leader to receive the word clue. The children have to act out (charades), draw or model with plasticine the word they've been given. N.B. They are not allowed to speak. When the team thinks it has identified the word the next member runs to the leader with the answer. If correct they receive the next word. Team wins that guesses all their words.	N	Y,R,G,B

3.28	Card Collect Race. Parts of the story are written out on strips of card. Children are in 2 teams. They race to a pile and bring a card back. When all pieces are collected, the team has to put them in order. One person from the winning team retells the story.	Y	Y,R,G,B
3.29	Pass the parcel Musical game with a piece of the story found in each layer (for younger children could be pictures). The children have to recount what's happening in the story. You can use the 'Card Collect Race' story pieces if you wish.	N	Y,R,G,B

RESPONSE TIME PRAYERS - possible prayer time reflection:

Ref	Suggested activity	Sheet	Groups
3.30	Prayer Banner Give each child a wine cup template on which to write a prayer. Add to your prayer banner, if you started this on Day 1.	Y	Y,R,G,B
3.31	Forgiveness Fizz Today we've heard the story of the last meal Jesus had with his disciples before he went to the cross. Jesus died on the cross so we could be forgiven for all the wrong things we have done and have a relationship with God again. Use this prayer activity to help the children bring to God the things they need to ask for forgiveness for. Get a jug of water and some effervescent vitamin tablets. Encourage the children to think of something they need to ask for forgiveness for. Put the tablet in the water and get the children to imagine asking God to forgive them. As the bubbles start to come, thank God for that he forgives us.	N	Y,R,G,B
3.32	Prayer Simple prayer that the leader could say with the children saying Amen at the end. Or children could repeat the prayer. <i>Dear God, Thank you for sending Jesus to die for us. Help us to remember his love for us always. Amen</i>	N	Y,R,G,B
3.33	Thank you cross prayer Make a cross shape out pins on drawing board. Give children a small piece of paper and ask them to write a Thank you prayer in response to Jesus dying on the cross for us. Encourage the children to tie a length of wool around one of the pins and use it to weave in and out of the pins within the cross shape. As they weave the wool, ask them to be thinking about the thing they have written/ drawn on their paper. When the length of wool has been used up, get the child to fold up their paper and put it under one of the pins as a symbol of giving that prayer to God.	N	Y,R,G,B

Day 4: You are invited!

⊕ **Main teaching point – ‘Big Idea’:** *Friendship with Jesus is possible for us now because he really is alive*

⊕ **Today’s passage:** John 21: 1-14



¹ Later, Jesus showed himself to his followers by Lake Galilee. This is how it happened: ² some of the followers were together. They were Simon Peter, Thomas, Nathanael from Cana in Galilee, the two sons of Zebedee, and two other followers. ³ Simon Peter said, “I am going out to fish.” The other followers said, “We will go with you.” So they went out and got into the boat. They fished that night but caught nothing.

⁴ Early the next morning Jesus stood on the shore. But the followers did not know that it was Jesus. ⁵ Then he said to them, “Friends, have you caught any fish?”

They answered, “No.”

⁶ He said to them, “Throw your net into the water on the right side of the boat, and you will find some.” So they did this. They caught so many fish that they could not pull the net back into the boat.

⁷ The follower whom Jesus loved said to Peter, “It is the Lord!” When Peter heard him say this, he wrapped his coat around himself. (Peter had taken his clothes off). Then he jumped into the water. ⁸ The other followers went to shore in the boat, dragging the net full of fish. They were not very far from shore, only about 100 metres. ⁹ When the followers stepped out of the boat and onto the shore, they saw a fire of hot coals. There were fish on the fire, and there was bread. ¹⁰ Then Jesus said, ‘Bring some of the fish that you caught.’

¹¹ Simon Peter went to the boat and pulled the net to the shore. It was full of big fish. There were 153. Even though there were so many, the net did not tear. ¹² Jesus said to them, “Come and eat.” None of the followers dared ask him, “Who are you?” They knew it was the Lord. ¹³ Jesus came and took the bread and gave it to them. He also gave them the fish.

¹⁴ This was now the third time that Jesus showed himself to his followers after he was raised from death.

⊕ Bible notes and background:

a. The guest list:

Jesus invites his followers and friends to a barbeque on the beach. The disciples have never been so excited to eat with Jesus because they are convinced even more that Jesus is really alive, even though just a few days before he had been crucified on a cross.

All the disciples had let Jesus down (running away, denying Jesus), but Jesus shows us the power of his death and resurrection as he welcomes them as friends and continues to provide for them.

When Jesus first called his disciples (see Luke 5) – he did so after performing an amazing miracle – an enormous catch of fish. The miracle in John 21 (and the recommissioning of Peter – see later in the chapter) is a powerful reminder that in spite of their failures, Jesus offers them forgiveness and a brand new start.

b. What's on the menu:

Powerful proof that Jesus is alive – and restoration and welcome for those who had failed Jesus so badly. Jesus provides the food – even the fish the disciples catch are only caught because of Jesus' miraculous intervention. Just as Jesus provides everything for forgiveness through his death – so he will continue to provide for his followers.

c. Surprising ingredients:

Jesus really is alive! The disciples are still coming to terms with this amazing truth – and wonderfully, Jesus gives them the most tangible proof of his resurrection. Jesus is no ghost – he is flesh and blood – demonstrated in the meal that they eat together. As John records the event, there are lots of details he includes that make it very clear that what he is writing is eye-witness evidence.

d. Leftovers/takeaway:

We can be absolutely certain that Jesus rose from the dead. This account makes that very clear. Because Jesus is alive we can know him now - and we can be confident that one day, just like the disciples, we will eat with him in the new creation! That is one great part to look forward to and anticipate!

⊕ Group Time Ideas John 21: 1-14

- **'Big Idea':** Friendship with Jesus is possible for us now, because he really is alive

INTRO/ WAY IN activities:

Ref	Suggested activity	Sheet	Groups
4.01	Food Scene Continue to build up your food scene. Today you could add fish.	N	Y,R,G,B
4.02	Cross the circle if ... Come up with different phrases that begin with cross the circle if. Children cross the circle if the statement applies to them. Include some phrases relating to the story. Eg Cross the circle if you've ever been away from your friends for a long time. Cross the circle if you've ever been fishing. Cross the circle if you've ever had a meal on the beach.	N	Y,R,G,B
4.03	Fishes in the Sea Children stand in a circle with 1 person(the fishermen) in the middle. Divide the children up into types of fish. (e.g. cod, tuna, salmon) When a fish name is called all the players in that category move around the outside of the circle in a clockwise direction until they reach their starting place again. They are instructed on how to move with various direction: High tide – move quickly Low tide – move slowly Tide turns – change direction Fisherman about– Crouch down to avoid the net The last person back to the place becomes the fishermen.	N	Y,R,G
4.04	Sound Quiz On the Backpackers' Website you can download mp3 files of 6 sounds (waves, walking along beach, seagulls, wind, fishing, fire crackling). Play the sounds (on Ipad, Ipod etc) and see if the children can identify them. (You can give clues to the youngest groups if necessary). Having identified them, can the children imitate the sounds? Make the point that these are some of the sounds that would have been heard in today's story.	N	Y,R,G,B

TEACHING SESSION: opening up the bible passage:

Ref	Suggested activity	Sheet	Groups
4.05	Bible Time See pages 46 and 46. You will need to adjust the questions for your own group or make up your own to help your group dig deeper into the passage. Use in conjunction with ideas below if you wish.	Y	Y,R,G,B

4.06	Act It Out Tell today's story using the outline in the resource sheet with everyone doing appropriate actions and expressions for the words in bold. e.g confused – scratching heads	Y	Y,R,G
4.07	Fishing story Cut out the story pieces. Put the fish in a bowl or bucket. Make a magnetic fish fishing rod. The children throw a dice to catch fish. As soon as someone throws a six the Fisher must hand over the rod even if they had not yet caught a fish. Only one fish can be caught per turn. Continue until all the fish are caught. Get the children to put the pieces in the right order. Could be played with two two teams and 2 sets of the story fish. You can also add verse numbers to the story text if you want to make it easier for the younger children.	Y	Y,R,G,B
4.08	Fishing Story Version 2 Variation of above game. Divide group into 2 teams. Children have to act out, draw or model with plasticine various simple words from the story. When their team guesses the word they receive a story piece and another word to act/draw/model. The first team to get all clues, story pieces and put them in the correct order wins.	Y (as above)	Y,R,G,B
4.09	Picture Prompts Use appropriate pictures from Bibles or from the internet etc that help open up the story. Asking them to observe what is happening, how individuals in the pictures are thinking and feeling etc. Visit www.freebibleimages.org for 2 options for today's story. Called 'Jesus appears to Disciples in Galilee' OR 'Jesus questions and reinstates Peter.'	N	Y,R,G,B

REINFORCING THE MESSAGE – activities:

Ref	Suggested activity	Sheet	Groups
4.10	Eye Witness Interview Split your group into 5 groups/pairs. Ask the children to read their section of the story on the sheet and answer the questions. Feedback to the whole group.	Y	G,B
4.11	Where are you on your Christian journey? Today would be a good day to re-visit where the children feel they are in their Christian journey using the resource sheet from Day 1.	Y (See Day 1)	B
4.12	Paper plate fish Follow instructions on resource sheet to make paper plate fish to remind the children of the humongous catch of fish.	Y	Y,R,G
4.13	Origami Boats Use the resource sheet to make paper origami boats.	Y	R,G,B

4.14	Recipe Card Recipe card to decorate. Get the children to write down 1 or 2 things they have learnt about Jesus this week. On the blank side they could draw a picture of their favourite story from this week.	Y	Y,R,G,B
4.15	Recipe Card Version 2 Recipe card to decorate. Ask the children to write down what ingredients they think a Christian needs (e.g love, patience, forgiveness, pray, read Bible) and how someone could become a Christian.	Y	G,B
4.16	Diary Entry Write a diary entry for Simon Peter – what would he write in his diary the day after today's story?	N	R,G,B
4.17	Opposites Story 8 words have been changed from the Bible story – can the children work out what words are different? The version used is the simplified passage.	Y	Y,R
4.18	Opposites Story Version 2 15 words have been changed from the Bible story – can the children work out what words are different? The version used is the simplified passage.	Y	G,B
4.19	Acrostic Divide group into teams to make words related to today's story. Explanation of point scoring is on the sheet.	Y	R,G,B
4.20	Bookmarks Simple bookmarks to be coloured.	Y	Y,R,G,B
4.21	Blockbuster Poster Design an eye-catching advertisement for a blockbuster film that tells today's story.	N	G,B
4.22	Simon Peter Board Game Peter had had a long journey following Jesus to this point. Play this fishy game to remind you of his good and bad moment as Jesus changed him from fisherman to disciple.	Y	Y,R,G
4.23	A boat that will float Give each child a piece of paper and any extra bits and pieces that you have available – straws, pots etc. Can they make a boat that will float? Test them in a washing up bowl with water in.	N	Y,R,G,B
4.24	Spot the difference Simple picture comparison with 12 differences to look for.	Y	Y,R,G
4.25	Colouring Page A sheet to colour that reminds the children of today's story. Draw a fire and fish in the gap.	Y	Y,R
4.26	Questions Questions If you haven't done so already, encourage the children to write down any questions about Jesus they have thought of during the week and put them into a box. Find time during the day to answer those questions (get help from other leaders and encourages if you need to.) Make sure the children don't go home at the end of the week with unanswered questions about Jesus.	N	Y,R,G,B

REINFORCING THE MESSAGE – games:

Ref	Suggested activity	Sheet	Groups
4.27	Magnetic fish game Make fishing rods from garden sticks, string and magnets. Have some cardboard fish with paperclips attached. Divide the group into two teams, with one rod per team. See how many fish they can catch in a certain time limit.	Y	Y,R,G
4.28	153 Body Get the group to make the number 153 using all their bodies.	N	R,G,B
4.29	Flapping fish race Cut the fish shape out of thick paper for each child. Ask children to decorate and name their fish. Give each child a rolled up newspaper. Decide on starting and finishing points for the race. The children flap the newspaper behind their fish to make it move towards the finishing line.	Y	Y,R,G
4.30	Beach volleyball Have a beach ball and divide into two teams and play a game of volleyball.	N	G,B

RESPONSE TIME PRAYERS - possible prayer time reflection

Ref	Suggested activity	Sheet	Groups
4.31	Prayer Banner Give each child a fish template on which to write a prayer. Add to your prayer banner, if you started this on Day 1.	Y	Y,R,G,B
4.32	Floating Boats Decorate a boat and write your prayer in the middle – fold along the dotted lines and put it into some water. Pray as it unfolds.	Y	Y,R,G,B
4.33	Prayer Spinner Ask the children to write a prayer on a paper plate. Encourage the children to write a thank you prayer for how God blesses them (etc family, friends, food, house). Put the paper plate in to a salad spinner and put in a bit of yellow, red and orange paint to represent the fire on the beach. Spin the spinner and say a prayer as you do.	N	Y,R,G,B
4.34	Prayer Simple prayer that the leader could say with the children saying Amen at the end. Or children could repeat the prayer. <i>Dear God, thank you that Jesus rose from the dead and that we can know him today. Amen</i>	N	Y,R,G,B

‘Bible Time’ ideas and questions:

Group times provide a great opportunity to explore the message of the Bible together in all kinds of creative ways. During your first group time each morning, it would be helpful to spend some time looking at the day's Bible passage together and reflecting on its meaning with your children.



It is worth remembering that the Bible passage will have been unpacked in the “All Together” time, so there should be scope for recapping and clarifying as you get a feel for what has been understood.

How long you spend looking at the passage and the depth of exploration will largely depend on the age of your children, but even if you have just a short time exploring the story, doing this well and enthusiastically will model something important to your group and hopefully shape the remainder of your time together.

As with any Bible study, the key is having some good questions ready that will unlock the main ideas and direct you towards some appropriate applications.

Below, for each of the 4 passages, you will find a skeleton Bible study.* The questions have been divided up into three sections: ‘way in’, ‘observation’ and ‘deeper’. The first section is designed to introduce the theme, the second to encourage investigation, and the final section to explore the avenues of application and to grapple with the deeper message of the passage.

N.B. You will need to select and adapt the questions for your own groups. If you are working with younger children some of the questions (especially in the last section) will prove too demanding and you may want to skip them or come up with better or more age-appropriate ones. You may be surprised by how much the children are able to grasp, especially if they are encouraged to “hunt for clues” and are given help along the way.

Finally, enthusing others about the passage each day will be easier when we, as leaders, have been excited by its message!

* If you want to be able to edit the questions or copy out the passage for your group, you can access this document and its content online at: <http://www.backpackers-online.org.uk/>

Day 1 Bible Time:

Surprising Guests: Jesus feeds and offers his friendship to all those who realise they are hungry and needy.

⊕ Today's passage: Mark 2:13-17



¹³ Jesus went to the lake again. A crowd followed him there, and he taught them. ¹⁴ While he was walking beside the lake, he saw a tax collector named Levi, son of Alphaeus. Levi was sitting in the tax office. Jesus said to him, "Follow me." And Levi stood up and followed Jesus.

¹⁵ Later that day Jesus ate at Levi's house. There were many tax collectors and "sinners" eating there with Jesus and his followers. Many people like this followed Jesus. ¹⁶ The teachers of the law who were Pharisees saw Jesus eating with the tax collectors and "sinners". They asked his followers, "Why does he eat with tax collectors and "sinners"?"

¹⁷ Jesus heard this and said to them, "Healthy people don't need a doctor. It is the sick who need a doctor. I did not come to invite "good people". I came to invite sinners."

Way in:

- If you were planning to have a big party, who would be top of your guest list? Who would be the last people you would want at your party? Or
- What is the most surprising invitation you have ever received?

Observation:

- Lots of people seem to want to hang out with Jesus. What does Jesus do with the crowds (v.13)?
- What was Levi doing when Jesus saw him? What do you think the crowd thought about Levi? Why?
- What does Jesus ask Levi to do? What is Levi's response? How do you think Levi feels about receiving such an unexpected invitation?
- What is Jesus doing later that day? What is the reaction of the leaders and religious people to what Jesus is doing?
- Why, says Jesus, is he hanging out with the "tax collectors and sinners" (v.17)?



- Why is it good news that Jesus has come for those who are sick? Who do you think the “sick” are?

Deeper:

- Why do you think the teachers and leaders thought that Jesus should be eating and hanging out with *them*?
- Do you think the Teachers and Pharisees were “healthy”? What is the *real* difference between the Teachers/Pharisees and the “sinners” do you think?



- What do we urgently need to realise if we can enjoy real friendship with Jesus?
- If Jesus came to Chesham today what kinds of people do you think he would be eating with? What sorts of people might end up missing out?
- Do Jesus' actions and words surprise us or intrigue us? How? Why? Is he someone that you would like to get to know and hang out with?

Summing up:



- Who does Jesus want a friendship with? Who is invited? Who seems to respond to his invitation? Have I responded?



Day 2 Bible Time:
*Full up? Friendship with Jesus is better than anything else – it's
satisfying and life-changing*

✚ **Today's passage:** Luke 19: 1-10



¹ Jesus was going through the city of Jericho. ² In Jericho there was a man named Zacchaeus. He was a wealthy, very important tax collector. ³ He wanted to see who Jesus was, but he was too short to see above the crowd. ⁴ He ran ahead to a place where he knew Jesus would be passing. He climbed a sycamore tree so he could see Jesus.

⁵ When Jesus came to that place, he looked up and saw Zacchaeus in the tree. He said to him, "Zacchaeus, hurry and come down! I must stay at your house today."

⁶ Zacchaeus came down quickly. He was pleased to have Jesus in his house. ⁷ All the people saw this and began to complain. "Look at the kind of man Jesus stays with. Zacchaeus is a sinner!"

⁸ But Zacchaeus said to the Lord, "I will give half of my money to the poor. If I have cheated anyone, I will pay that person back four times more!"

⁹ Jesus said, "Salvation has come to this house today. This man truly belongs to the family of Abraham. ¹⁰ The Son of Man came to find lost people and save them.

Way in:

- If you could get to meet (or even eat with) someone great or famous who would be top of your list? What would you talk about? or
- Think of three things you have that make life great. If you could keep just one, which would it be?

Observation:

- At the start of the story what do we discover about Zacchaeus?
- Was Zacchaeus the only person interested in seeing Jesus? Why do you think so many people wanted to meet him?



- What was Zacchaeus' problem and what did he decide to do about it?
- What very surprising thing happened next? How did the crowd react? How did Zacchaeus react? How do you think he felt?
- What very surprising thing happened as a result of Jesus eating at Zacchaeus' house?
- In what way did meeting Jesus change Zacchaeus do you think? What had he discovered?
- How does Jesus describe what has happened to Zacchaeus (vv.9-10)? What do we discover about why Jesus came into the world?

Deeper:

- Zacchaeus was a wealthy tax collector. How do we know that his money was really important to him? (Clue: what do you think he might have lost or given up to get rich?)
- Why do you think people often chase after money and "stuff"? Why do you think Jesus often warned people not to do that?



- At the end of the story how do we know that Zacchaeus' attitude to money and "stuff" had changed? Why had it changed?
- Why is knowing Jesus so much better than money or "stuff" (or anything else for that matter)?
- How could you work out what matters most to someone? How might it show if someone had discovered that knowing Jesus was the most amazing and wonderful thing?



Summing up:

- How can we know and enjoy the best life? What is the most important and essential ingredient?



Ask some people who know Jesus why he is so brilliant to know. How has knowing Jesus changed them?

Day 3 Bible Time:
*Slap up meal! – Friendship with Jesus and membership of his
kingdom come through his costly death for us*

✚ **Today's passage:** Mark: 14: 12-16; 22-25



¹² It was now the first day of the Feast of Unleavened Bread. This was a time when the Jews always sacrificed the Passover lambs. Jesus' followers came to him. They said, "We will go and prepare everything for the Passover Feast. Where do you want to eat the feast?"

¹³ Jesus sent two of his followers and said to them, "Go into the city. A man carrying a jar of water will meet you. Follow him. ¹⁴ He will go into a house. Tell the owner of the house, 'The Teacher asks that you show us the room where he and his followers can eat the Passover Feast'. The owner will show you a large room upstairs. This room is ready. Prepare the food for us there."
¹⁶ So the followers left and went into the city. Everything happened as Jesus had said. So they prepared the Passover Feast.

²² While they were eating, Jesus took some bread. He thanked God for it and broke it. Then he gave it to his followers and said, "Take it. This bread is my body."

²³ Then Jesus took a cup. He thanked God for it and gave it to the followers. All the followers drank from the cup. ²⁴ Then Jesus said, "This is my blood which begins the new agreement that God makes with his people. This blood is poured out for many. ²⁵ I tell you the truth, I will not drink of this fruit of the vine again until that day when I drink it new in the kingdom of God."

Way in:

- Describe the best meal you can remember eating. What made it so special?

Observation:

- Jesus wants to eat a special meal with his friends called the "Passover Meal." What normally happened at this meal? What was being remembered and celebrated?
- Jesus' followers want to make plans for this meal. What is surprising about how the meal gets organised? What do we discover about Jesus as a result (v.16)?



- At the Passover meal it was the custom for God's people to eat and drink together to remember their rescue from slavery in Egypt. As Jesus shares out the bread and wine, what does he say the bread and wine now points to?
- Who is Jesus dying for (v.24)? What will be the result of Jesus' death?
- If Jesus was willing to die so that we could enjoy his friendship, what does that tell us about Jesus? What does that tell us about the importance of friendship with him?
- Will death spell the end for Jesus? Is this really his last meal ever? What is Jesus looking forward after his death (v.25)?

Deeper:



- You could say that this was a VERY expensive meal. How much did it cost Jesus to rescue and forgive us? What would be terrible to do when someone offers us something as costly and expensive as this?
- When Jesus offers the bread and wine to his disciples he says: "Take it". How do you think we might "take" or receive what Jesus offers us through his death on the cross?
- What meal is Jesus looking forward to at the end of this story? Who do you think he will be enjoying that meal with?

Summing up:



- How much does Jesus want our friendship and to eat with us in heaven? How will we respond to this costly invitation?



Day 4 Bible Time:
*You are invited! – Friendship with Jesus is possible for us now,
because he really is alive*

✚ **Today's passage:** John 21: 1-14



¹ Later, Jesus showed himself to his followers by Lake Galilee. This is how it happened. ² Some of the followers were together. They were Simon Peter, Thomas, Nathanael from Cana in Galilee, the two sons of Zebedee, and two other followers. ³ Simon Peter said, "I am going out to fish." The other followers said, "We will go with you." So they went out and got into the boat. They fished that night but caught nothing.

⁴ Early the next morning Jesus stood on the shore. But the followers did not know that it was Jesus. ⁵ Then he said to them, "Friends, have you caught any fish?"

They answered, "No".

⁶ He said to them, "Throw your net into the water on the right side of the boat, and you will find some." So they did this. They caught so many fish that they could not pull the net back into the boat.

⁷ The follower whom Jesus loved said to Peter, "It is the Lord!" When Peter heard him say this, he wrapped his coat around himself. (Peter had taken his clothes off). Then he jumped into the water. ⁸ The other followers went to shore in the boat, dragging the net full of fish. They were not very far from shore, only about 100 metres. ⁹ When the followers stepped out of the boat and onto the shore, they saw a fire of hot coals. There fish on the fire, and there was bread. ¹⁰ Then Jesus said, 'Bring some of the fish that you caught.'

¹¹ Simon Peter went to the boat and pulled the net to the shore. It was full of big fish. There were 153. Even though there were so many, the net did not tear. ¹² Jesus said to them, "Come and eat." None of the followers dared ask him, "Who are you?" They knew it was the Lord. ¹³ Jesus came and took the bread and gave it to them. He also gave them the fish.

¹⁴ This was now the third time that Jesus showed himself to his followers after he was raised from death.

Way in:

- Can you think of a time when you made an amazing or exciting discovery?

Observation:

- Who is present at the start of the story?
- What do Peter and his friends decide to do (v.3)?
How did it go?
- What did the man on the shore tell them to do (v.6)? What happened when Peter and his friends followed the man's instructions?
- What happened next, and what did they realise straight away? Why?
- What did the followers find waiting for them when they arrived on shore? What are they now absolutely sure about?



Deeper:

- "This is how it happened." Are there clues to show us that this event really happened in history? (Clue: what details can you spot that point to this being an "eye-witness" record of someone who was really there?)
- Only a few days earlier, Jesus' followers had abandoned and even denied Jesus. What do Jesus' actions and words tell us about his attitude to these followers.



- Who, ultimately, was responsible for the large catch of fish – the followers of Jesus, or Jesus? What do you think the miracle tells us about Jesus' plans for his followers?
- What difference did it make to the disciples that Jesus had risen from death and was alive again? What does it mean for us that Jesus is alive now?
- This was the *third time* that Jesus had appeared to his followers after his death. Why not check out one of the other appearances of Jesus. Are you convinced that he really rose? Why? Why not?

Summing up:




- Because Jesus defeated death and is alive, it is possible for us to know him as our King and our friend. As we have seen him in action this week, do you think he would be someone that you would want to get to know and to follow?



Simplified Bible Passages:

Here are the four Bible stories written in a slightly more accessible way for the youngest children. Thinking of ways to make the stories more visual and finding words to explain the big concepts simply will be helpful as you try and communicate them and their message.

- *Day 1: Surprising Guests? Jesus feeds and offers his friendship to those who realise they are hungry and needy*
- *Day 2: Full up? Friendship with Jesus is better than anything else – it's satisfying and life-changing!*
- *Day 3: Slap up meal! Friendship with Jesus and membership of his kingdom come through his costly death for us*
- *Day 4: You are invited! Friendship with Jesus is possible for us now, because he really is alive*



⊕ **Day one: Today's passage:** Mark 2:13-17




Jesus went back to the lake and a big crowd followed him. Near the lake Jesus saw a man called Levi. Levi collected money from people to give to the Romans and he was sitting at his desk working. Jesus said to him, "Follow me!" Immediately Levi got up and followed Jesus.

Later on, Jesus had dinner at Levi's house. There were lots of tax collectors and "bad people" eating with Jesus and his friends.

When the religious leaders saw Jesus eating with these people, they were cross and asked, "How come Jesus eats with *these* kinds of people?"

Jesus answered, "People who are well don't need a doctor. Sick people need doctors. I didn't come to invite good people to become God's friends, but those people who know that they aren't good."



⊕ **Today's passage:** Luke 19:1-10



Jesus was walking through the city of Jericho. In the city there was a man called Zacchaeus. He was a top tax collector and had lots of money. He wanted to see Jesus, but there was a big crowd and he was very short.

So he ran ahead and climbed up a sycamore tree so he could see Jesus as he passed by.

When Jesus arrived at the spot, he looked up and saw Zacchaeus in the tree. Jesus called up and said, "Zacchaeus, come down quickly, I must come and eat at your house today!"

Zacchaeus climbed down quickly. He was thrilled to have Jesus come to his house. But the crowd became cross. "How can Jesus eat with someone like that – a sinner!"

Zacchaeus said to Jesus, "Look, I am going to give half of all my money to the poor. If I have taken people's money by cheating them, I will give them back four times what I took."

Jesus said, "God's rescue has clearly come to this house today. This man is now a true member of God's family. This is the reason I came: to find lost people and rescue them."



✚ **Today's passage:** Mark: 14: 12-16; 22-25




It was the first day of a special celebration – the Feast of Unleavened Bread, and the time when the Jewish people sacrificed a lamb to remember the Passover, when God rescued his people from slavery in Egypt.

“Where shall we eat the Passover meal?” asked Jesus’ followers. Jesus sent them into the city. “You will find a man there,” he said. Follow him into his house and ask him to show you the room we will use. The man will show you a large room upstairs that is ready for us. Jesus’ followers went to the city and found the man, just like Jesus said they would, and they got the food ready.

As Jesus and his followers were eating together, Jesus took bread, thanked God for it, and broke it into pieces. He gave his friends the pieces and said, “Take and eat. This bread is my body.”

Next Jesus took the cup of wine. He thanked God for it and gave some wine to his followers. He said, “This is my blood which begins the new relationship between God and his people, and is poured out for many people. I tell you, I will not drink wine again until the day when I drink it in God’s kingdom.”



✦ **Today's passage:** John 21: 1-14



After Jesus rose from the dead, he showed himself to his followers by Lake Galilee. The followers had been fishing in a boat. They had fished the whole night but not caught a single fish. Jesus was waiting on the shore, but his followers didn't realise it was Jesus. Jesus called out, "Friends, have you caught anything?"

"No, they replied."

Jesus said, "Throw the net down from the right side of the boat and you will catch something!" The followers did, and they caught so many fish they couldn't get them all into the boat!

One of the followers said to Peter, "It's the Lord!" Peter then jumped into the water to get to Jesus. The others took the boat and the fish to the shore.

When they reached the shore they saw a fire with fish cooking on it - and bread too. Jesus said, "Bring some of the fish you have caught." Simon went to the boat - and dragged the net of fish to the shore. The fish were big and there were 153 in total! But the net didn't break.

Jesus said to them, "Come and eat breakfast." They didn't ask Jesus, "Who are you?" They realised for sure it was Jesus. Jesus took the bread and fish and gave it to them to eat.

This was the third time that Jesus showed himself to his friends after he was raised from death.